

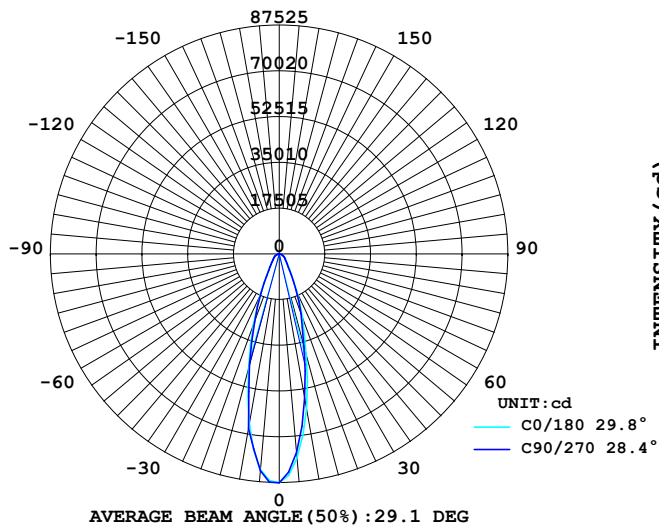
LUMINAIRE PHOTOMETRIC TEST REPORT

Report number:

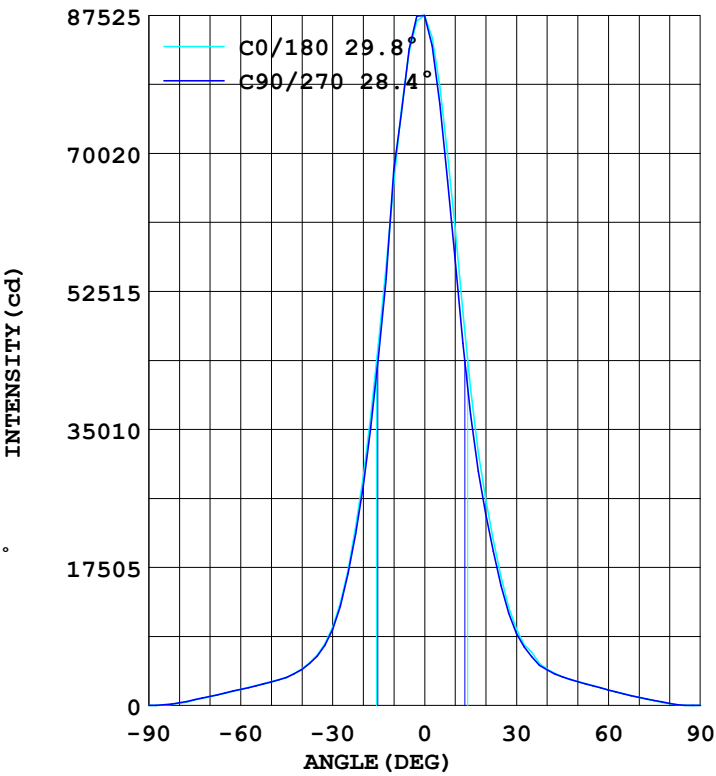
MANUFACTURER: ILUMEN GMBH	Address:	
NAME: Klose	TYPE: IL-FL19-N25040-30	WEIGHT:
SPECIFICATION: 2835LED、4000K、30deg	DIMENSION:	SERIAL No.:

DATA OF LAMP		Imax(cd)	87751	S/MH(C0/180)	0.51
MODEL		EFFICIENCY(%)	100.0	S/MH(C90/270)	0.50
NOMINAL POWER(W)	250	TOTAL FLUX(lm)	38691	Voltage(V)	229.6
RATED VOLTAGE(V)	230	EFFICIENCY(lm/W)	154.8	Current(A)	1.117
NOMINAL FLUX(lm)	38691.2	$\eta$ up(%)	0.0	Power(W)	249.9
LAMPS QUANTITY	1	$\eta$ down(%)	100.0	Power Factor(PF)	0.974
TEST VOLTAGE(V)	229.6	Effective Flux(lm)	38691.2	EEI	0.097

LUMINOUS INTENSITY DISTRIBUTION



LUMINOUS INTENSITY DISTRIBUTION



Test System:  
 Temperature: 25.3 DEG  
 Operators:  
 Test Date: 2024.11.19

Test Set: 6.0deg/s C-Gamma (TYPE C)  
 Humidity: 65.0%  
 Test Distance: 10.000 m  
 Remarks:

---

## Color Temperature Data List

Report number:

MANUFACTURER: ILUMEN GMBH	Address:	
NAME: Klose	TYPE: IL-FL19-N25040-30	WEIGHT:
SPECIFICATION: 2835LED、4000K、30deg	DIMENSION:	SERIAL No.:

---


Test System:  
Temperature: 25.3DEG  
Operators:  
Test Date: 2024.11.19

Test Set: 6.0deg/s C-Gamma (TYPE C)  
Humidity: 65.0%  
Test Distance: 10.000 m  
Remarks:

## AVERAGE AND CENTER E Figure

Report number:

MANUFACTURER: ILUMEN GMBH	Address:	
NAME: Klose	TYPE: IL-FL19-N25040-30	WEIGHT:
SPECIFICATION: 2835LED、4000K、30deg	DIMENSION:	SERIAL No.:



Test System:  
Temperature: 25.3DEG  
Operators:  
Test Date: 2024.11.19

Test Set: 6.0deg/s C-Gamma (TYPE C)  
Humidity: 65.0%  
Test Distance: 10.000 m  
Remarks:

## ZONAL FLUX DIAGRAM

Report number:

MANUFACTURER: ILUMEN GMBH	Address:	
NAME: Klose	TYPE: IL-FL19-N25040-30	WEIGHT:
SPECIFICATION: 2835LED、4000K、30deg	DIMENSION:	SERIAL No.:

γ	C0	C45	C90	C135	C180	C225	C270	C315	γ	Zone	total
5.0	8288	8406	8325	8119	7848	7662	7627	7896	0- 5	2005	2005
10.0	6622	6695	6788	6257	6049	5763	5639	6103	5- 10	5069	7073
15.0	4587	4634	4419	4229	4014	3789	3687	4089	10- 15	6056	13129
20.0	2909	2943	2790	2702	2621	2502	2435	2688	15- 20	5554	18684
25.0	1712	1866	1673	1769	1633	1673	1520	1734	20- 25	4563	23247
30.0	993.9	1114	962.3	1100	973.5	1067	915.3	1045	25- 30	3425	26671
35.0	641.0	694.1	625.4	698.3	677.2	695.6	617.3	686.7	30- 35	2468	29140
40.0	463.8	492.6	458.5	498.4	460.7	496.4	451.9	482.2	35- 40	1895	31035
45.0	359.3	385.9	357.1	390.5	364.7	392.2	362.0	383.5	40- 45	1579	32614
50.0	302.0	321.6	297.1	323.3	303.8	318.0	301.0	315.8	45- 50	1393	34007
55.0	253.2	268.5	249.4	267.1	252.3	257.7	249.7	260.0	50- 55	1244	35251
60.0	204.5	218.8	205.9	215.1	198.3	200.6	198.7	205.4	55- 60	1076	36327
65.0	157.3	168.9	160.3	162.3	148.9	147.3	148.8	154.3	60- 65	883.6	37211
70.0	112.7	120.4	115.4	112.7	102.5	98.21	103.3	105.6	65- 70	670.0	37881
75.0	70.50	75.79	73.20	71.19	61.15	56.75	63.89	64.42	70- 75	457.3	38338
80.0	30.43	37.84	34.12	30.32	22.13	21.52	27.07	27.66	75- 80	250.8	38589
85.0	5.958	10.69	8.569	6.876	2.365	2.913	2.876	5.041	80- 85	87.87	38677
90.0	0.964	1.015	0.593	0.716	0.672	0.706	0.949	0.716	85- 90	14.23	38691
95.0									90- 95		
100.0									95-100		
105.0									100-105		
110.0									105-110		
115.0									110-115		
120.0									115-120		
125.0									120-125		
130.0									125-130		
135.0									130-135		
140.0									135-140		
145.0									140-145		
150.0									145-150		
155.0									150-155		
160.0									155-160		
165.0									160-165		
170.0									165-170		
175.0									170-175		
180.0									175-180		
DEG	LUMINOUS INTENSITY:×10cd									UNIT:lm	

Test System:  
 Temperature:25.3DEG  
 Operators:  
 Test Date:2024.11.19

Test Set: 6.0deg/s C-Gamma (TYPE C)  
 Humidity:65.0%  
 Test Distance:10.000 m  
 Remarks:

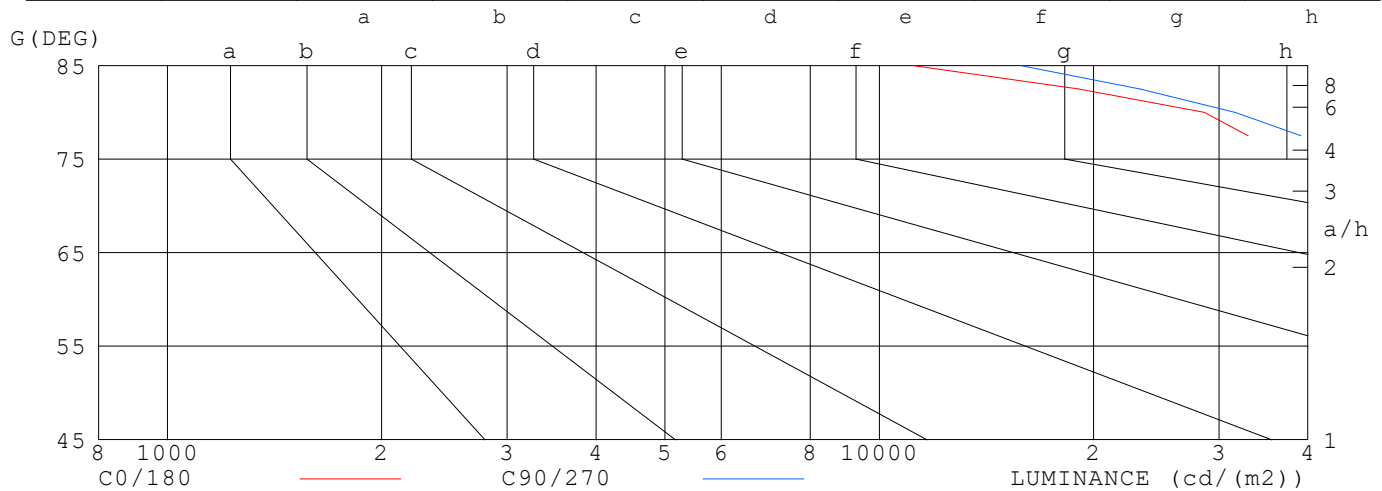
## LUMINANCE LIMITATION CURVES

Report number:

MANUFACTURER: ILUMEN GMBH	Address:	
NAME: Klose	TYPE: IL-FL19-N25040-30	WEIGHT:
SPECIFICATION: 2835LED、4000K、30deg	DIMENSION:	SERIAL No.:

### LUMINANCE LIMITATION CURVES

GLARE	CLASS	ILLUMINANCE (lx)							
1.15	A	2000	1000	500	<=300				
1.50	B		2000	1000	500	<=300			
1.85	C			2000	1000	500	<=300		
2.20	D				2000	1000	500	<=300	
2.55	E					2000	1000	500	<=300



LUMINANCE cd/(m2)		
G (DEG)	C0/180	C90/270
85	11160	15810
80	28611	31604
75	44470	45484
70	53824	54270
65	60776	61024
60	66780	66227
55	72079	69943
50	76705	74339
45	82971	81218

Test System:  
 Temperature: 25.3 DEG  
 Operators:  
 Test Date: 2024.11.19

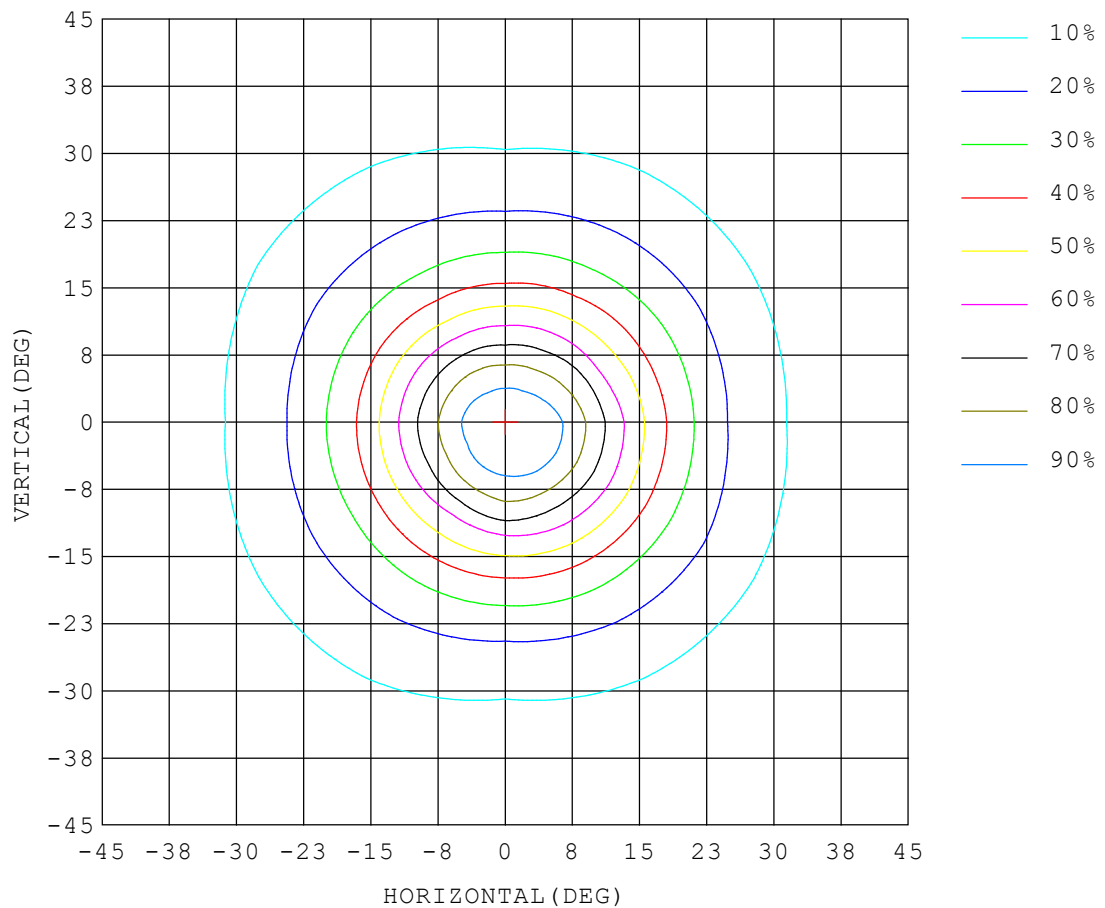
Test Set: 6.0 deg/s C-Gamma (TYPE C)  
 Humidity: 65.0%  
 Test Distance: 10.000 m  
 Remarks:

## ISOCANDELA DIAGRAM

Report number:

MANUFACTURER: ILUMEN GMBH	Address:	
NAME: Klose	TYPE: IL-FL19-N25040-30	WEIGHT:
SPECIFICATION: 2835LED、4000K、30deg	DIMENSION:	SERIAL No.:

UNIT: cd



Test System:  
Temperature: 25.3 DEG  
Operators:  
Test Date: 2024.11.19

Test Set: 6.0 deg/s C-Gamma (TYPE C)  
Humidity: 65.0%  
Test Distance: 10.000 m  
Remarks: